



IHL Update

Jim Hood, Ph.D.

Assistant Commissioner for Strategic Research

MAIR 2021 Virtual Conference

March 25, 2021

@MSPublicUniv

www.mississippi.edu

#AdvancingMS

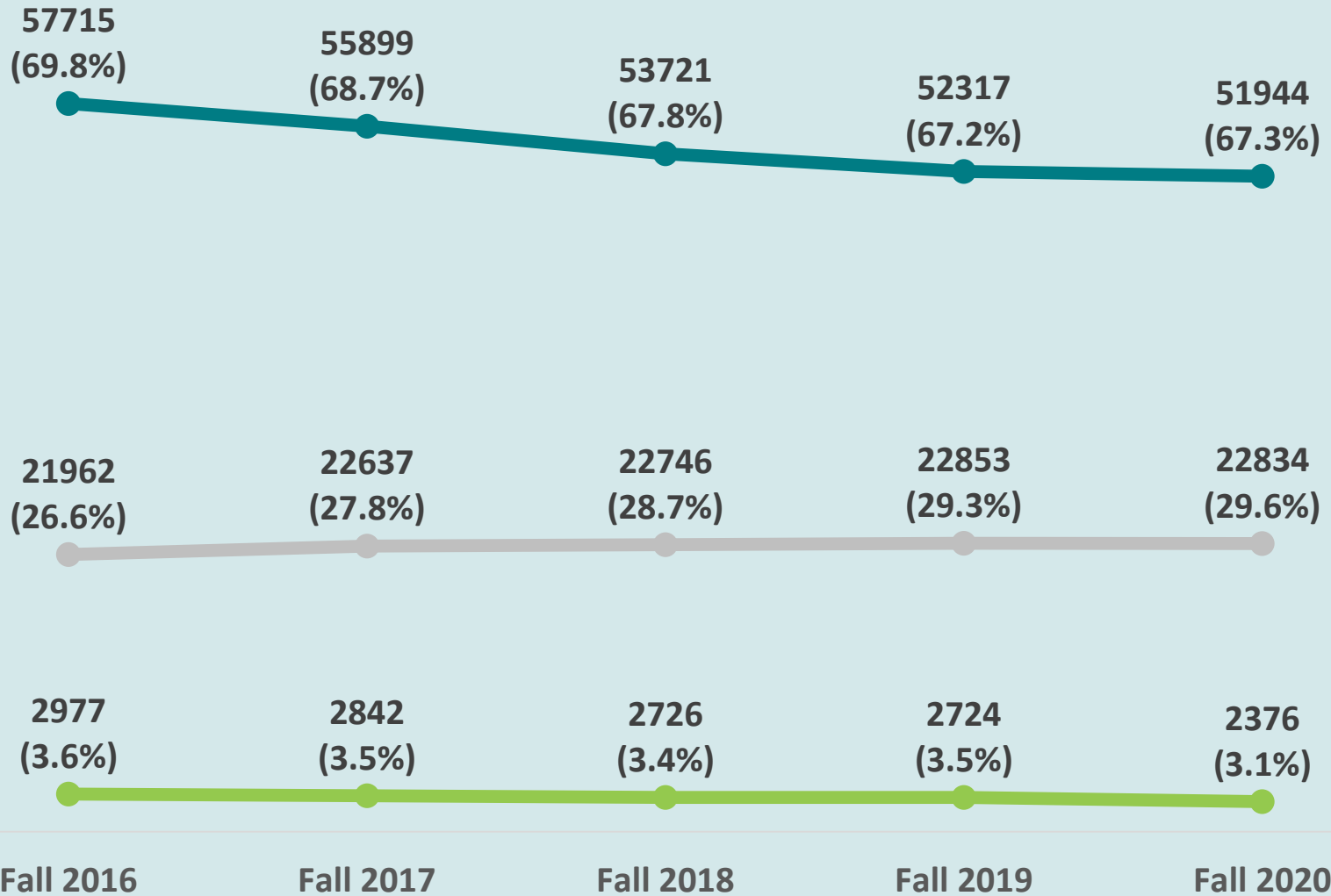
Current IHL Activity

- Fall 2020/AY2020 Students – 77,154/89,356
Resident Enrollment – Around 68% (Declining)
- AY2019-20 Degrees – 19,159 (19,162*)
- Average Annual In-State Tuition - \$8,078*
- FY2020 Research Dollars – \$601.6 million*
Federal Funds – Around 88% (Large Increase)
- Fall 2020 Employees – 27,659
Part-Time, UMMC (35%), MSU-Ag & Extension

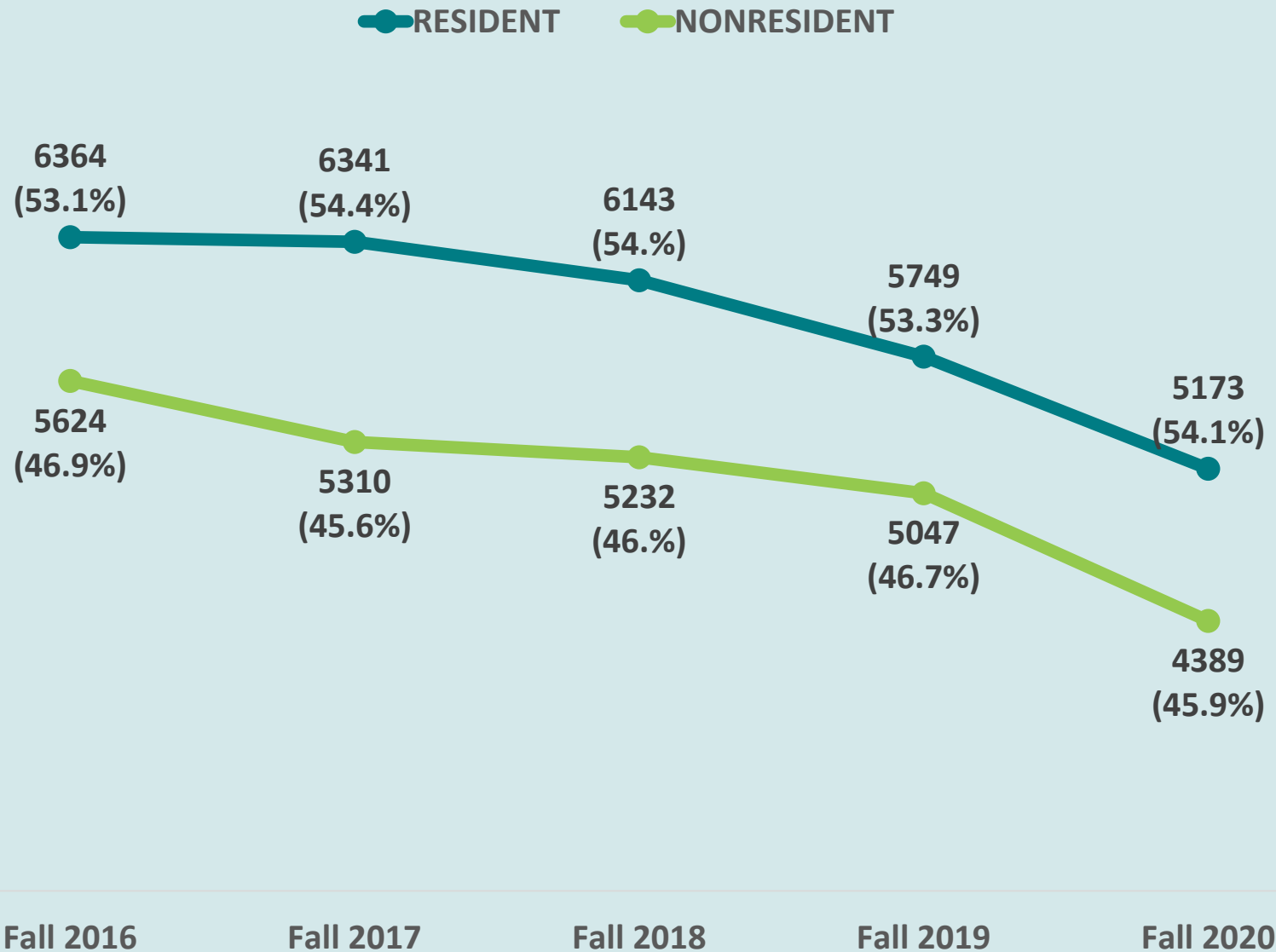
*System Records

IHL Trends: Residency

RESIDENT OTHER COUNTRY OTHER STATE

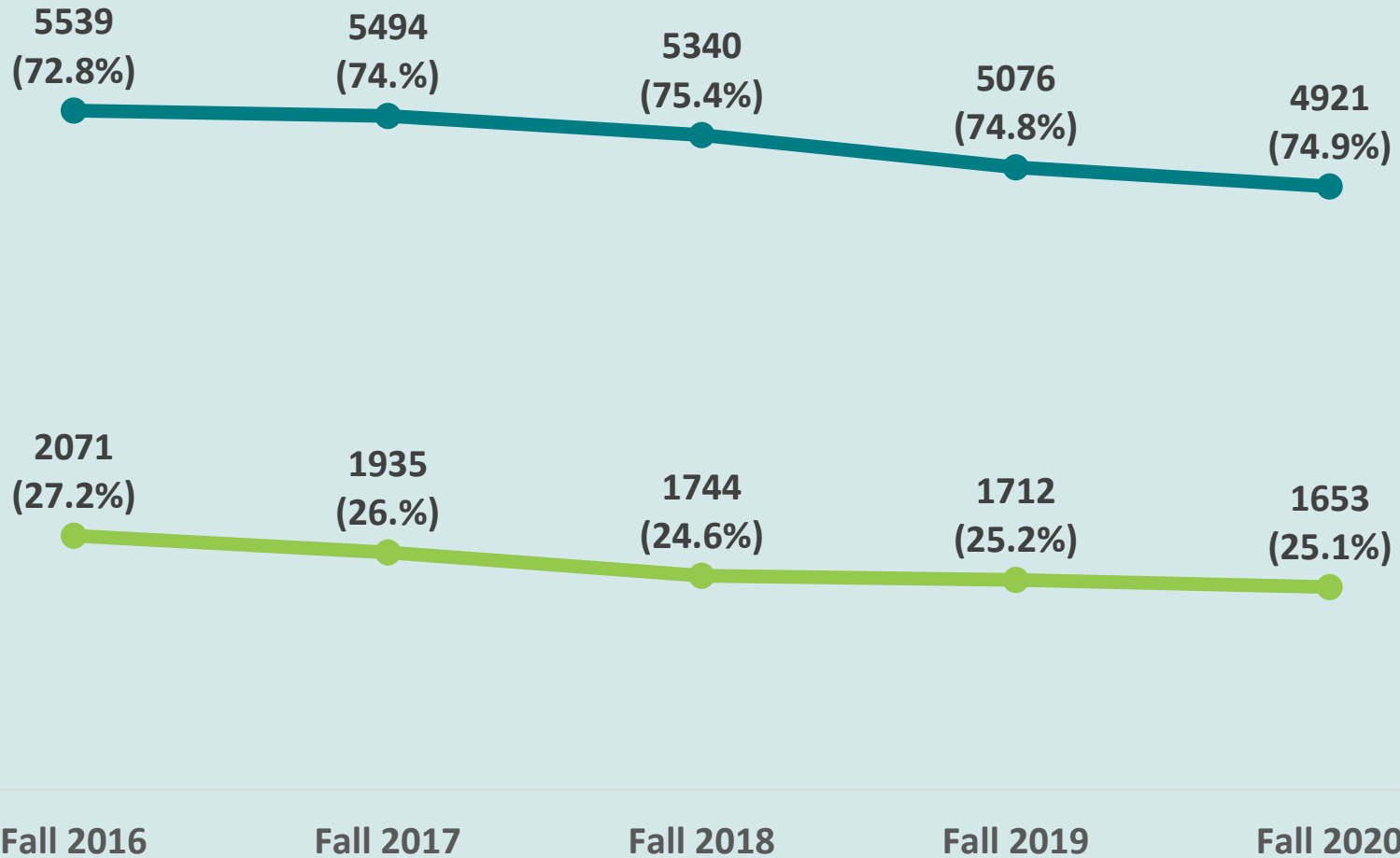


IHL Trends: Entering Freshmen



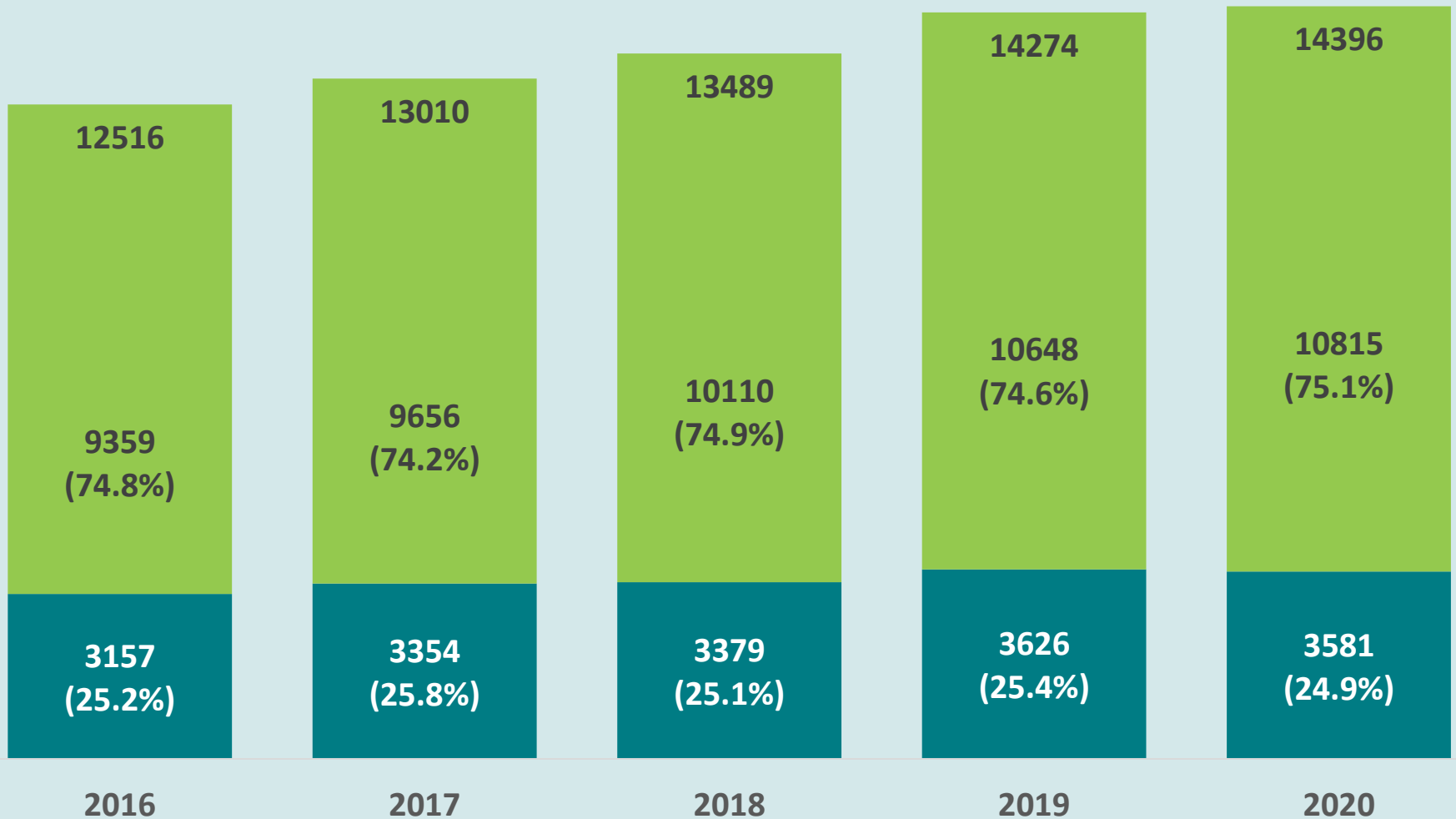
IHL Trends: Entering Transfers

MS XFERS OTHER XFERS



IHL Trends: **Baccalaureate Degrees**

■ CJC GRAD ■ IHL GRAD



IHL Trends: CJC Graduating GPAs*

Institution	2016		2017		2018		2019		2020	
	GPA	STUDENTS	GPA	STUDENTS	GPA	STUDENTS	GPA	STUDENTS	GPA	STUDENTS
Coahoma Community College	3.14	64	3.08	69	3.05	69	3.02	69	3.03	59
Copiah-Lincoln Community College	3.20	142	3.18	157	3.18	145	3.15	158	3.20	183
East Central Community College	3.29	140	3.34	133	3.34	173	3.32	187	3.32	151
East Mississippi Community College	3.07	208	3.10	205	3.12	219	3.13	220	3.16	273
Hinds Community College	3.11	397	3.12	344	3.11	367	3.15	352	3.20	394
Holmes Community College	3.15	215	3.17	277	3.17	265	3.18	275	3.20	284
Itawamba Community College	3.19	377	3.26	435	3.26	431	3.24	434	3.26	389
Jones County Junior College	3.21	243	3.12	265	3.19	282	3.12	333	3.18	290
Meridian Community College	3.24	164	3.28	155	3.23	172	3.25	170	3.21	160
Mississippi Delta Community College	3.24	108	3.19	113	3.14	121	3.24	125	3.18	97
Mississippi Gulf Coast Community College	3.18	390	3.15	410	3.20	341	3.20	417	3.14	441
Northeast Mississippi Community College	3.27	169	3.25	211	3.22	212	3.24	242	3.30	250
Northwest Mississippi Community College	3.10	319	3.19	363	3.19	357	3.14	393	3.16	356
Pearl River Community College	3.03	158	3.09	135	3.16	159	3.11	173	3.25	157
Southwest Mississippi Community College	3.31	63	3.26	82	3.22	66	3.23	78	3.25	97
All MS CJs	3.17	3,157	3.18	3,354	3.19	3,379	3.18	3,626	3.20	3,581

*Includes all students with no limitation on transfer hours.

Note: Excel heatmap scaled on GPA and Students separately. Colors reflect ranking among the group.

IHL Trends: 3-Yr Avg Enrollment F18-F20

	ASU	DSU	JSU	MSU	MUW	MVSU	UM	UMC	USM	IHL
COAH	4	24	9	7	13	21	15	0	6	99
COLN	30	14	22	51	22	1	19	11	77	247
EACN	3	5	9	125	35	2	7	10	34	230
EAMS	3	7	7	173	104	4	8	4	17	327
HIND	43	38	141	141	43	8	40	51	92	597
HOLM	4	43	51	161	39	4	76	38	50	466
ITAW	0	14	3	206	105	1	174	9	15	527
JONE	4	6	5	101	13	1	18	3	227	378
MERI	3	4	5	106	45	0	13	8	30	214
DELT	3	56	6	17	23	35	6	4	7	157
GULF	1	11	4	150	16	2	45	7	405	641
NREA	0	8	2	108	40	1	141	5	6	311
NRWE	2	52	3	94	36	3	292	6	20	508
PERL	5	4	9	55	12	0	13	3	182	283
SOWE	9	4	9	26	8	0	9	2	62	129
TOTAL	114	290	285	1521	554	83	876	161	1230	5114

IHL Trends: 3-Yr Change F18-F20

	ASU	DSU	JSU	MSU	MUW	MVSU	UM	UMC	USM	IHL
COAH	--	-54.5%	-22.2%	50.0%	-50.0%	-68.6%	46.2%	--	-25.0%	-33.6%
COLN	-50.0%	100.0%	-24.1%	-45.6%	-4.3%	--	0.0%	18.2%	-9.2%	-19.3%
EACN	--	-40.0%	0.0%	-7.6%	-17.5%	--	-55.6%	114.3%	36.4%	-2.1%
EAMS	--	33.3%	28.6%	-14.4%	-22.4%	--	-50.0%	--	12.5%	-13.7%
HIND	-50.0%	-52.9%	-19.9%	0.6%	-14.6%	-50.0%	-9.1%	-39.7%	-4.2%	-19.1%
HOLM	--	-65.6%	-19.6%	13.5%	17.6%	--	24.2%	50.0%	2.0%	1.3%
ITAW	--	20.0%	--	-2.4%	-12.0%	--	2.8%	114.3%	-33.3%	-1.7%
JONE	--	-42.9%	75.0%	1.0%	50.0%	--	-30.0%	--	-5.2%	-3.6%
MERI	--	--	-77.8%	-1.0%	23.3%	--	-47.4%	-69.2%	36.4%	-4.6%
DELT	--	-45.0%	80.0%	109.1%	14.3%	-45.5%	-44.4%	--	0.0%	-16.7%
GULF	--	-45.5%	--	0.0%	46.7%	--	-35.6%	50.0%	-9.9%	-8.3%
NREA	--	25.0%	--	-6.1%	-9.5%	--	28.6%	-66.7%	233.3%	9.4%
NRWE	--	-32.8%	--	-2.1%	87.5%	--	-12.1%	-80.0%	5.6%	-8.8%
PERL	66.7%	--	10.0%	17.3%	0.0%	--	7.7%	--	11.2%	12.5%
SOWE	-63.6%	--	-27.3%	-45.2%	366.7%	--	-41.7%	--	-32.9%	-30.4%
	-39.4%	-40.3%	-17.7%	-3.2%	0.2%	-44.4%	-3.5%	-1.2%	-3.9%	-7.8%

Figures are limited to cells with 5 or more students.

The “—” denotes fewer than five students across the three-year average.

Activities and Initiatives

- Complete to Compete (C2C)
 - new round of funding from MDHS
 - wrapping up new budget
- Census Data Study Wrapping Up
 - one more cycle of retention data
 - institutional personnel surveys

Activities and Initiatives

- Transfer Feedback Report Ongoing
 - further conversations about data metrics and method of delivery
- Change in Lifetracks Reporting
 - no state funding
 - “pay-to-play” with reporting
 - IHL workforce outcomes report on hiatus



Thank You!

Jim Hood, Ph.D.

Assistant Commissioner for Strategic Research

jhood@mississippi.edu – 601.432.7011